



Great Performance, Easy Price

Easy_Projector

The best Price/Performance Digital Profile Projector

About Easy_Projector

The best Price/Performance Digital Profile Projector



*"Easy_Projector
the best Price/Performance
Video Measuring Machine
for the future of
metrology"*

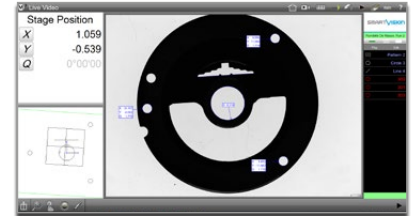
High Performances at a Low Price

This special line, **available in two models**, offers instruments of the same quality as Smart_Projector Series range, and similar performances at a level playing to the same size of Field of View (FoV).

Easy_Projector, without unnecessary extra functionalities, is perfect for a fast and simple basic **dimensional control** on flat items. The system is integrated with a **Mini PC NUC** (without monitor) or, optional on request, with a Powerful All-In-One PC with HD touchscreen.

The intuitive SmartVision metrology software ensures a **fast, accurate, objective and fully automatic measurement** of items and creates reports of all control activities in compatible and Ready-to-print Excel files, PDF and Image files.

New Generation Software!



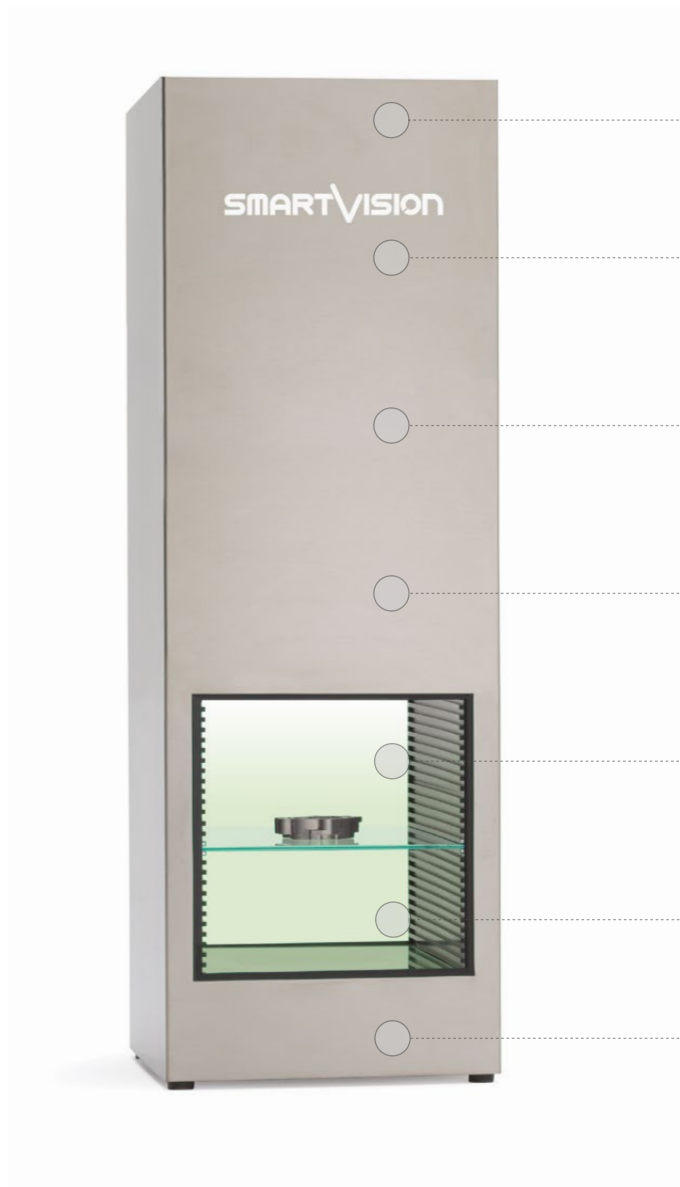
- Automatic feature recognition
- Automatic data report
- Software programmable light
- Front / Back / Diffused light

Product Highlights

- Specifically suited for quality inspection, in-line control, incoming inspection
- Eliminates subjectivity and errors of operator-based gauging
- Increases number of quotas and quality check rate, up to 16000 checking features in a few seconds
- Performs full automatic reporting and SPC (Min, Max, Range, Average, Std Dev, 6 Sigma)
- Designed for in-production massive use
- Plug-and-play, Ready-to-use
- Suitable for unskilled operators use
- Clever investment with a fast return on Investment
- Reduces time and costs of controls
- Ready for automation

Hardware Features

Easy_Projector: Great Performance, Easy Price



Industrial high resolution camera

High performance Bi-Telecentric Optics

Resistant stainless steel industrial case Compact static equipment

Ready for Automation


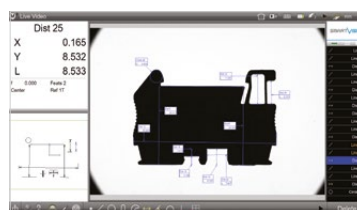

Protected Two Side Open measuring chamber
Easy object placement
Height-adjustable interchangeable glass
Customizable loading plate

Suitable for the production line

Directional Diascopic Light


Application Examples

FLAT ELEMENTS



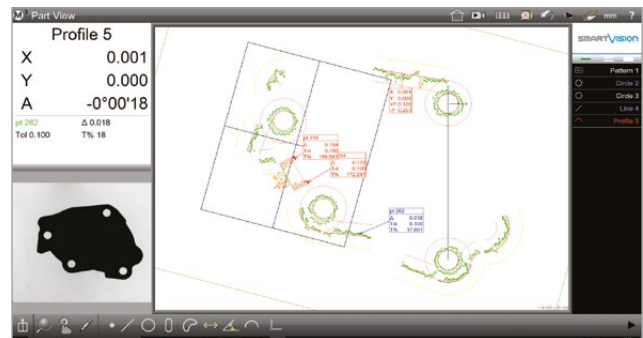
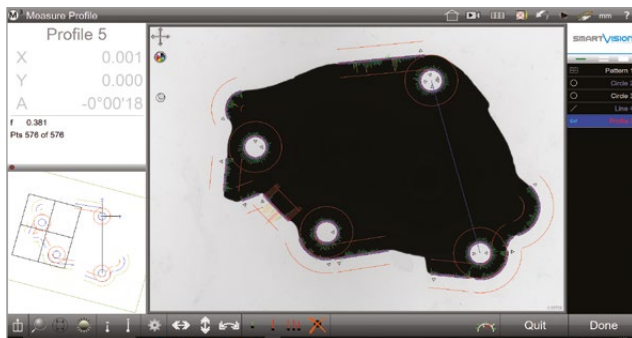
Smart_Profile_Matching Option

Advanced Digital Profile Check Tool



Smart_Profile_Matching is an **automatic Profile Check advanced feature**, which can control any item compared to a DXF master. This feature replaces the use of a traditional profile projector that requires the overlay of a glossy sheet on the component's projection.

Smart_Profile_Matching is able to perform a very fast check of a profile verifying the tolerances within a given range. Standard applications include components such as punched and formed parts, injection-molded (plastic and metal) and laser cut workpieces, die-cast, extrusions, millings, CNC machining.




Features & Benefits

- **Pattern Recognition:** the system automatically performs the Smart_Profile_Matching no matter what's its orientation nor position in the field of view.
- **Profile Fit:** the software compares a DXF file containing position, angle and tolerance data to a corresponding component shown in the live video window. It shows resulting errors with coloured whiskers and returns the overall profile position, angle and form.
- **Master Creation:** the master shape can be either extracted by a real sample or obtained by a technical drawing in dxf format, allowing the Technical Office and the production line to be completely aligned.
- **Reverse Engineering:** the shape of the sample can be exported in the industry-standard DXF file format for reverse engineering or use with other software applications.

Smart_Wire_Measurement Option

Measure Wire insulation samples according to Standards




Thanks to the **Smart_Wire_Measurement** insulation tool it is possible to determine the number of strands in a wire automatically, as well as manually select the appropriate figure.



The Wire Insulation Measurement function calculates the absolute minimum distance between the outer "blob" of the insulation profile and the inner "blob" of the insulation profile. Once this minimum distance is determined, the system breaks the diameter of the insulation into six 60 degrees segments, based on the minimum distance at 0 degrees. The minimum distance between the inner and outer "blobs" is determined from within each of these 60 degrees segments. This mechanism is used when there is a single strand on the inside lobe (like in a simple gasket), or there are 6 or more lobes or wire strands.

- "d0" represents the minimum distance
- "d1" represents the maximum distance
- the character "d" in the detail information screen represents the average distance
- "c" is the percent concentricity

Insulation 1	
d0	0.058
d1	0.062
d	0.060
C%92.3	X 0.001
Y 0.423	f 0.000
Pts 2415 of 2415	Centroid
Ref 1T	XY



Features & Benefits

- **Automatic:** by selecting the "Auto Strand" button and clicking on an edge of the insulation sample, the System determines the number of strands automatically.
- **Fixed-Strands Measurement:** when the wire sections is blurry the number of strands can be manually specified by choosing one of six different strand count selections.
- **Distance Results Mode:** if the Distances Mode button is enabled, the Software automatically displays and creates every distance between strands and edges during the regular insulation measurement. It also determines the minimum, maximum and average distance between strands and edges within the insulation profile.

Technical Specifications

Easy_Projector: Great Performance, Easy Price

Model	Easy_Projector 92	Easy_Projector 168
FoV ^(A) (Field of View) mm	92x61	168x113
FoV ^(A) Diagonal (mm)	100	195
FoV ^(A) Area (mm ²)	5485	18500
FoV ^(A) Type	Rectangular with vignetting	Rectangular with vignetting
Measuring Chamber ^(B) (mm)	203x250 H.280	250x330 H.405
Repeatability Accuracy ^(C)	±1 µm	±1.5 µm
Measurement Accuracy ^(C)	±6 µm	±8 µm
Diascopic Light ^(D)	Directional	Directional
Light Receiving Lens	Double telecentric lens	Double telecentric lens
Dimensions (mm)	290x330 H.880	335x380 H.1255
Weight (kg)	25	40
Operation Ambient °C	+10 to +40°C	
Power Supply / Consumption	110-240 Vac 50-60 Hz 2 A	
Communication Interface	USB 3	
Software Interface	Multilanguage: English, German, Spanish, French, Italian, Portuguese, Russian, Chinese, Japanese, Polish, Czech, Romanian (all languages are editable).	
User Account Control	Supervisor, Users from 1 to 20 (with password login and editable rights)	
Measurement Points	16000 features max	
Pattern Search	XYΘ (accepts random positioning)	
Tolerance	Angle, Angularity, Area, Circumference, Concentricity, Diameter, Flatness, Form, Length, Parallelism, Perpendicularity, Radius, Roundness, Runout, Straightness, Symmetry, True position, Width, XY position.	
Statistical Analysis	Ready to connect with SPC software	
CAD Export	dxf file with nominal values and tolerance	
CAD Import	dxf file for profile match, nominal values and tolerance	
Data Report	csv, tsv, txt, xlsx	
Print Report	Windows installed Printer (optional pdf), xps	
Optional PC Devices	- Mini PC NUC without monitor, Windows 11 PRO 64-bit - Powerful All-in-One PC, Full HD Touchscreen, Monitor resolution 1920x1080, Windows 11 PRO 64-bit	

^(A) Standard models - Other custom FoV available on request

^(B) The dimensions of the measuring chamber are not the dimensions of the Field of View, therefore they have not to be considered as test area

^(C) Precision of measurement (±µm) of a line obtained measuring a specific calibration target located approximately in FoV center, best focus position, at 25° C ±1°. The Calibration Target is a pin gauge for a Collimated Projector, Glass square pattern for a Directional Projector.

^(D) Diascopic Light: Directional backlight Projector with green led light



©2023, SmartVision. Technical specifications are approximated and are subject to change without notice. Printing errors excepted.

SMARTVISION
IN LINE QUALITY